



Department of Hindi University of Delhi

Students' Experience Survey
Internal Quality Assurance Cell (IQAC)

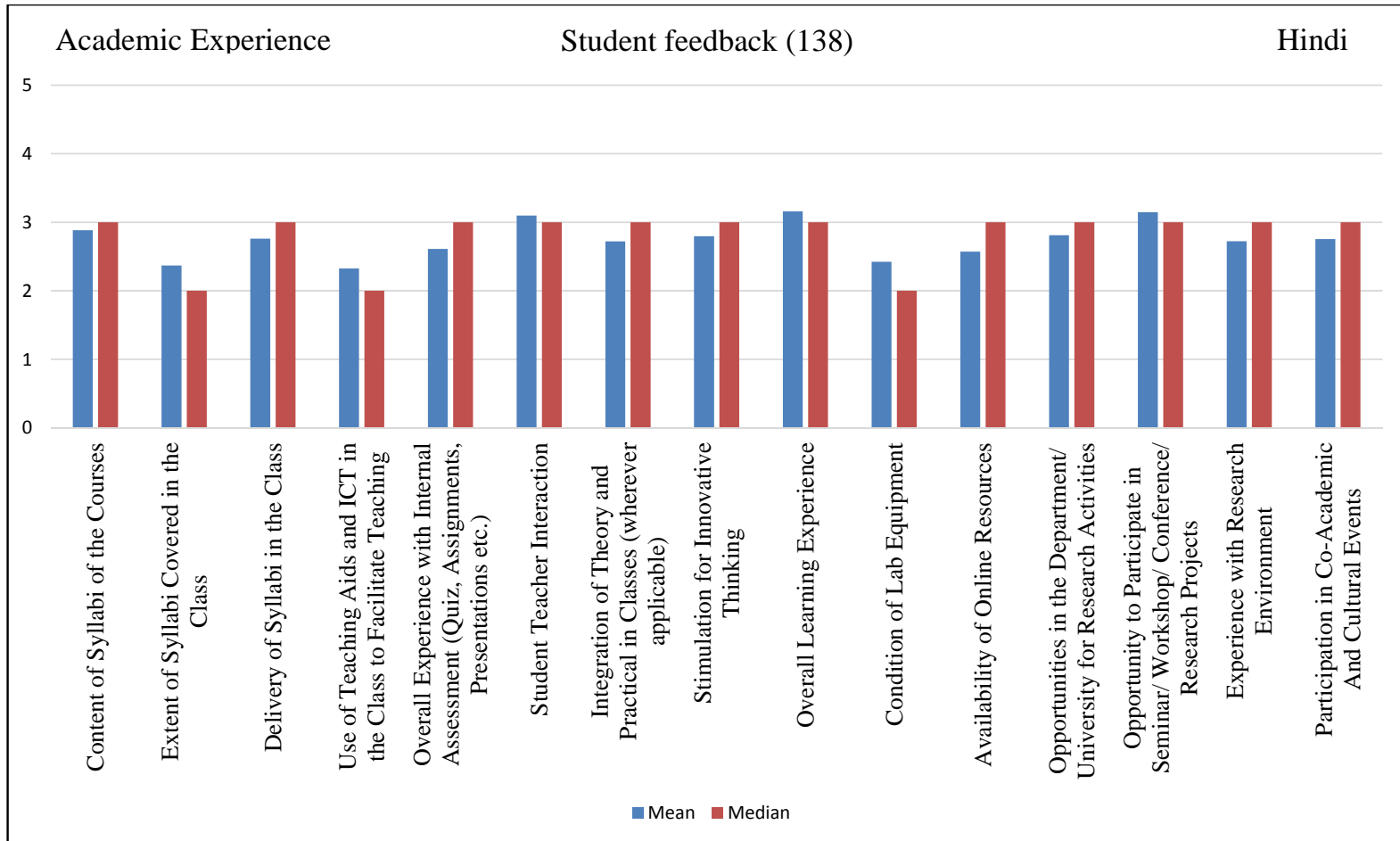
May-June 2016

Table of Contents

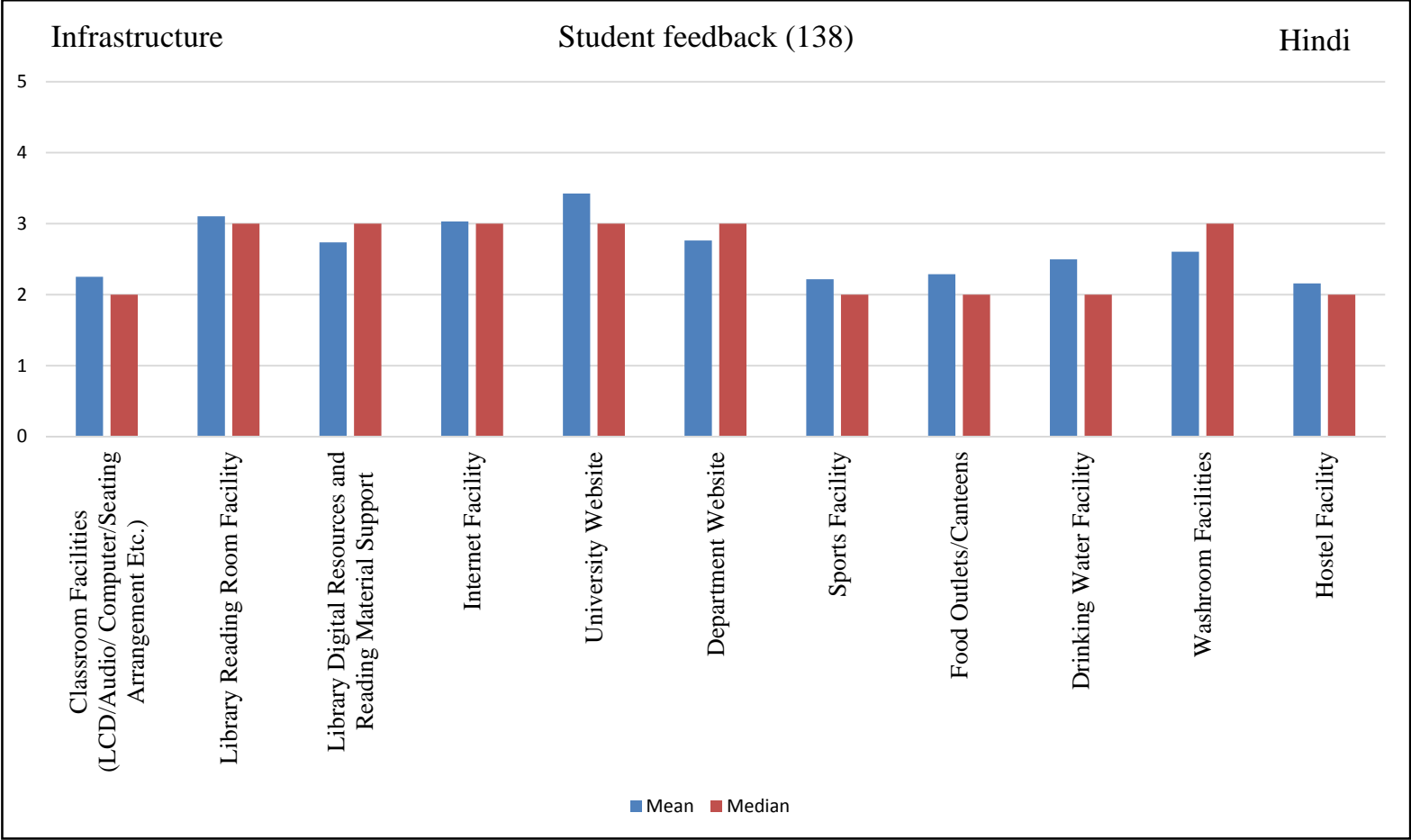
1.	Student Feedback: Bar Charts	
	<i>Academic Experience</i>	1
	<i>Infrastructure</i>	2
	<i>Support System</i>	3
	<i>Skills/Competencies Developed During Course of Study</i>	4
2.	Student Feedback (Arranged by Attendance): Bar Charts	
	<i>Academic Experience</i>	5
	<i>Infrastructure</i>	8
	<i>Support System</i>	11
	<i>Skills/Competencies Developed During Course of Study</i>	14
2.	Student Feedback: Pie Chart	
	<i>“Would you recommend this university to others?”</i>	17
3.	Table 1: Mean, Median, SD, Minimum, Maximum Value for Each Question	18
4.	Table 2: Frequency Distribution in Levels	21
5.	Table 3: Frequency Distribution in Percentage	24

Student Feedback

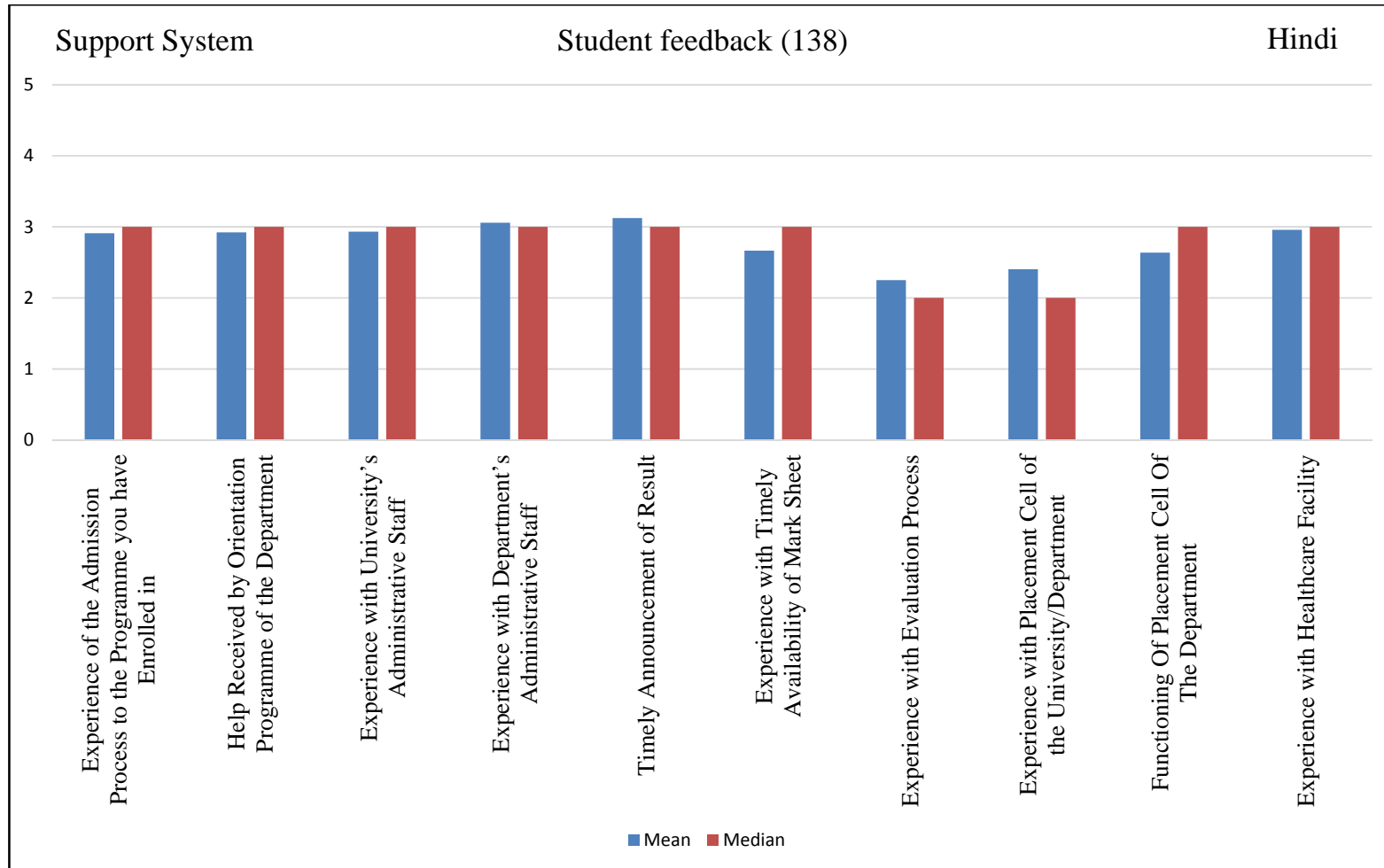
Academic Experience



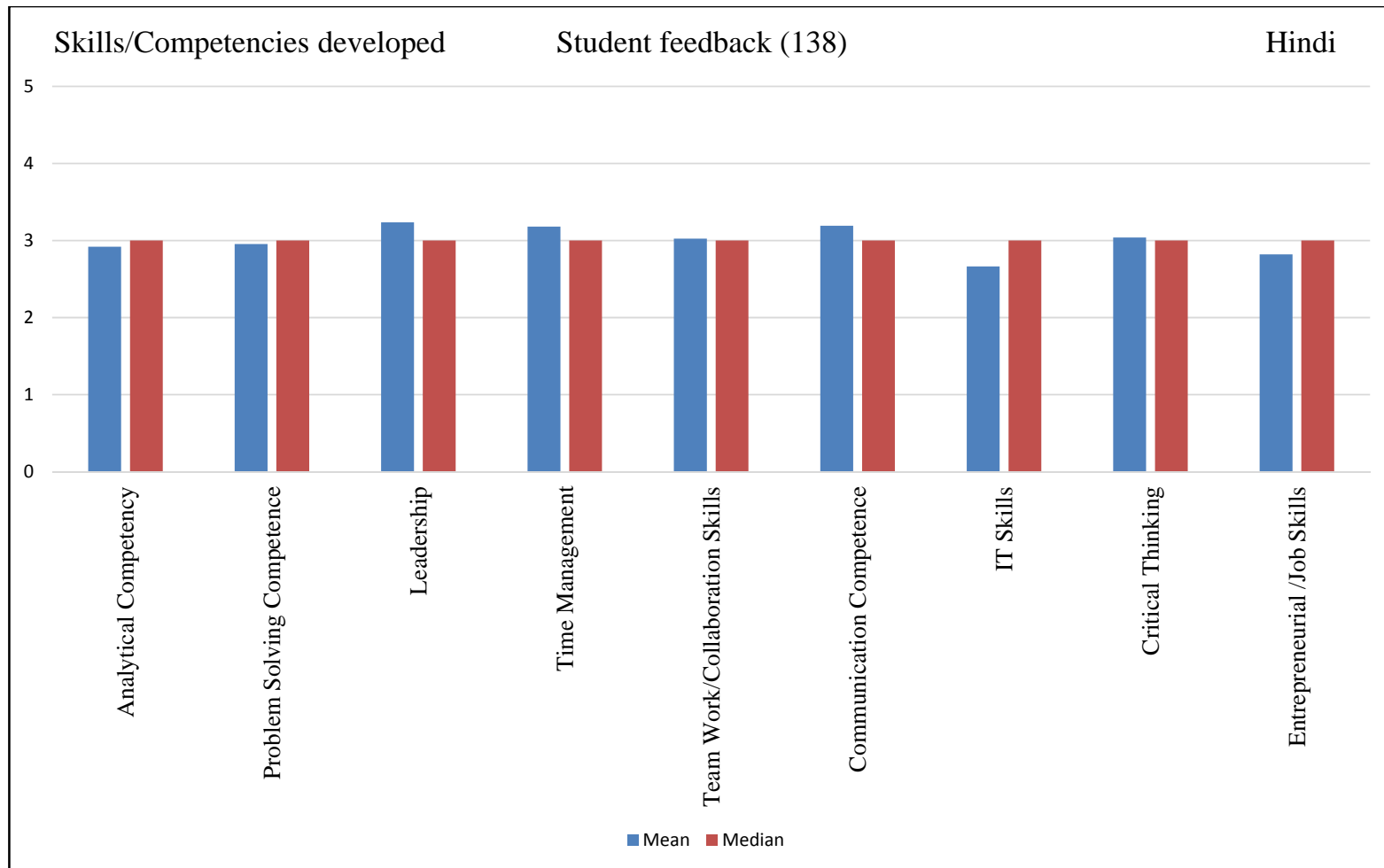
Infrastructure



Support System

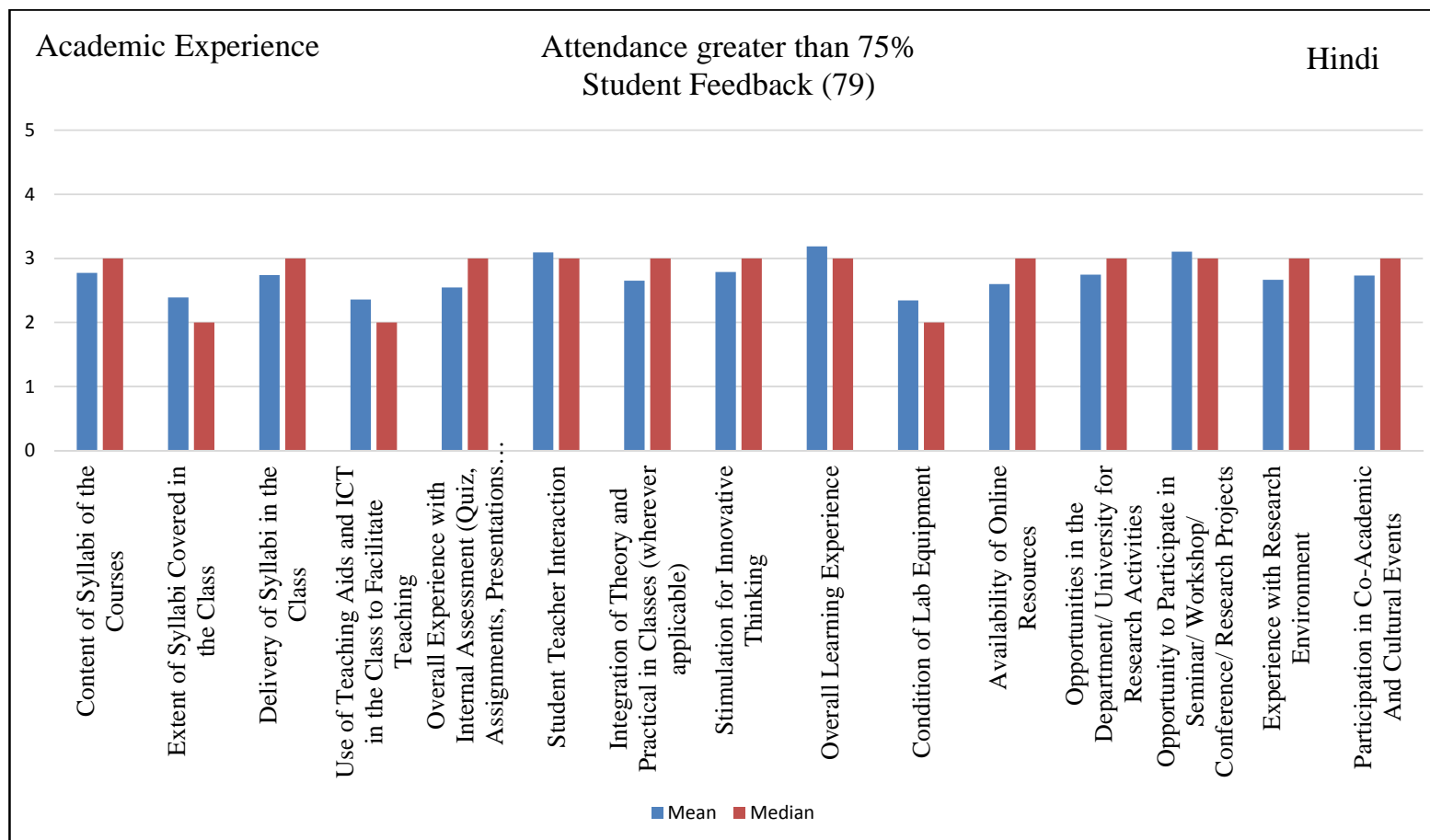


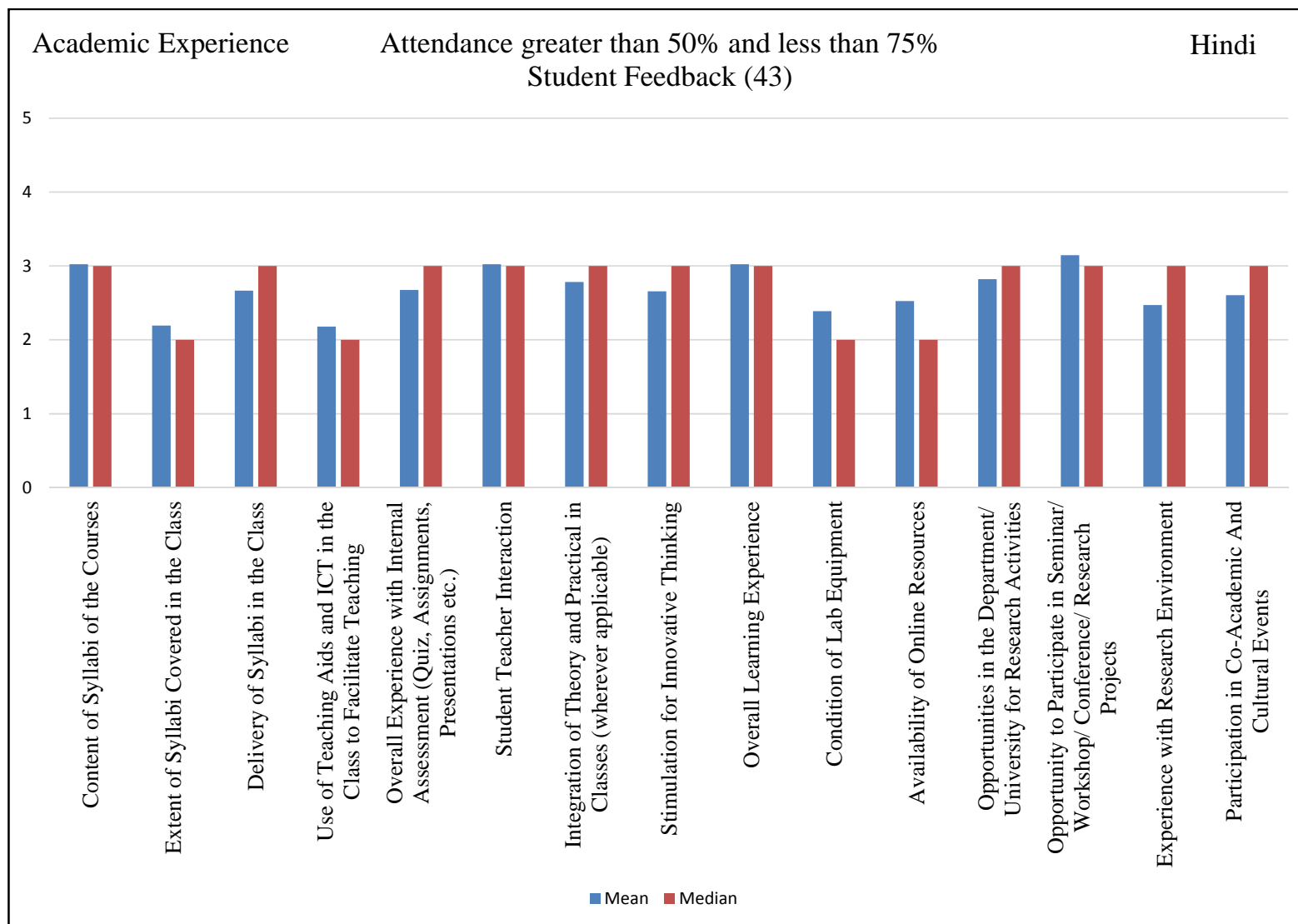
Skills/Competencies Developed During Course of Study

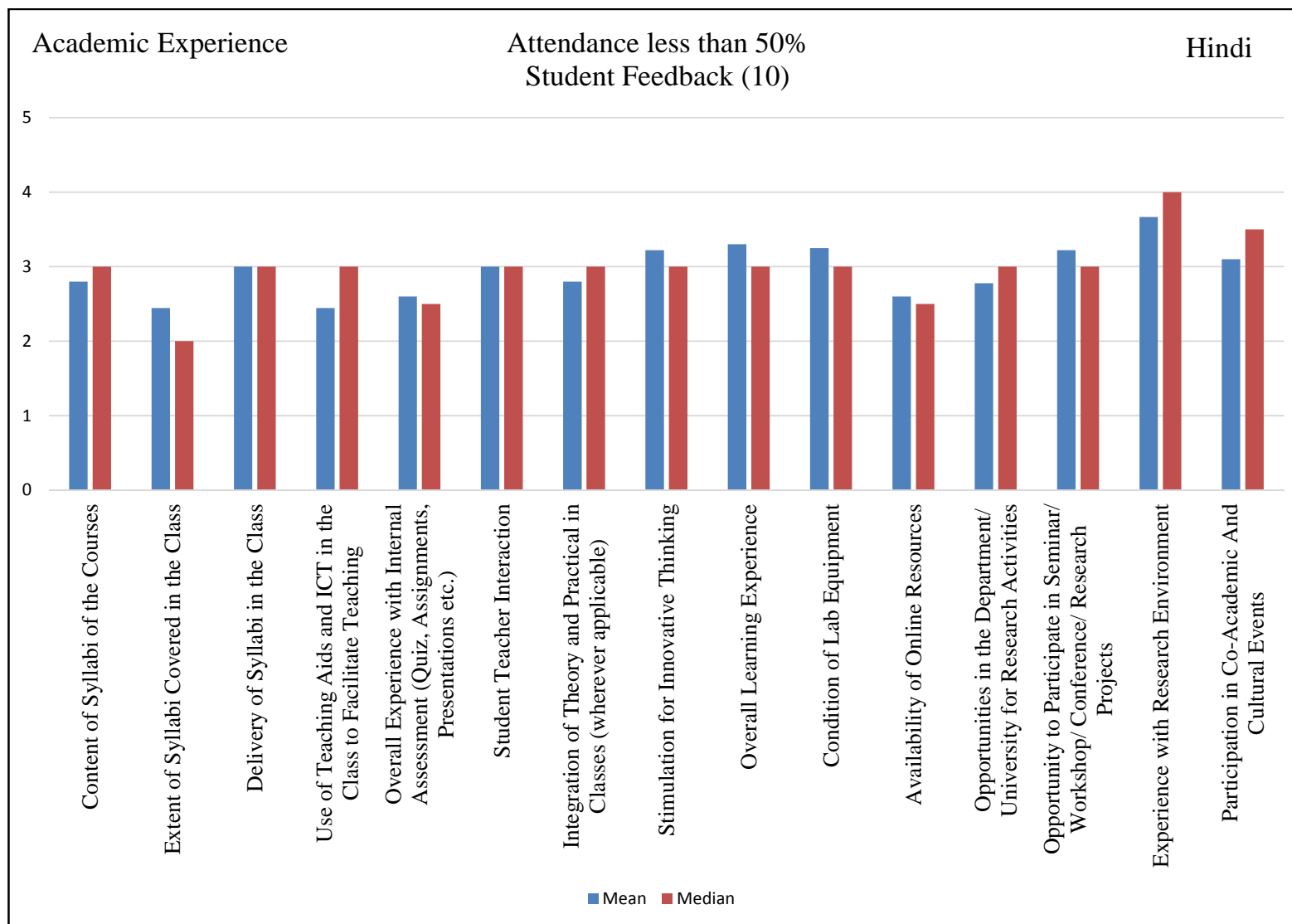


Student Feedback as per Attendance

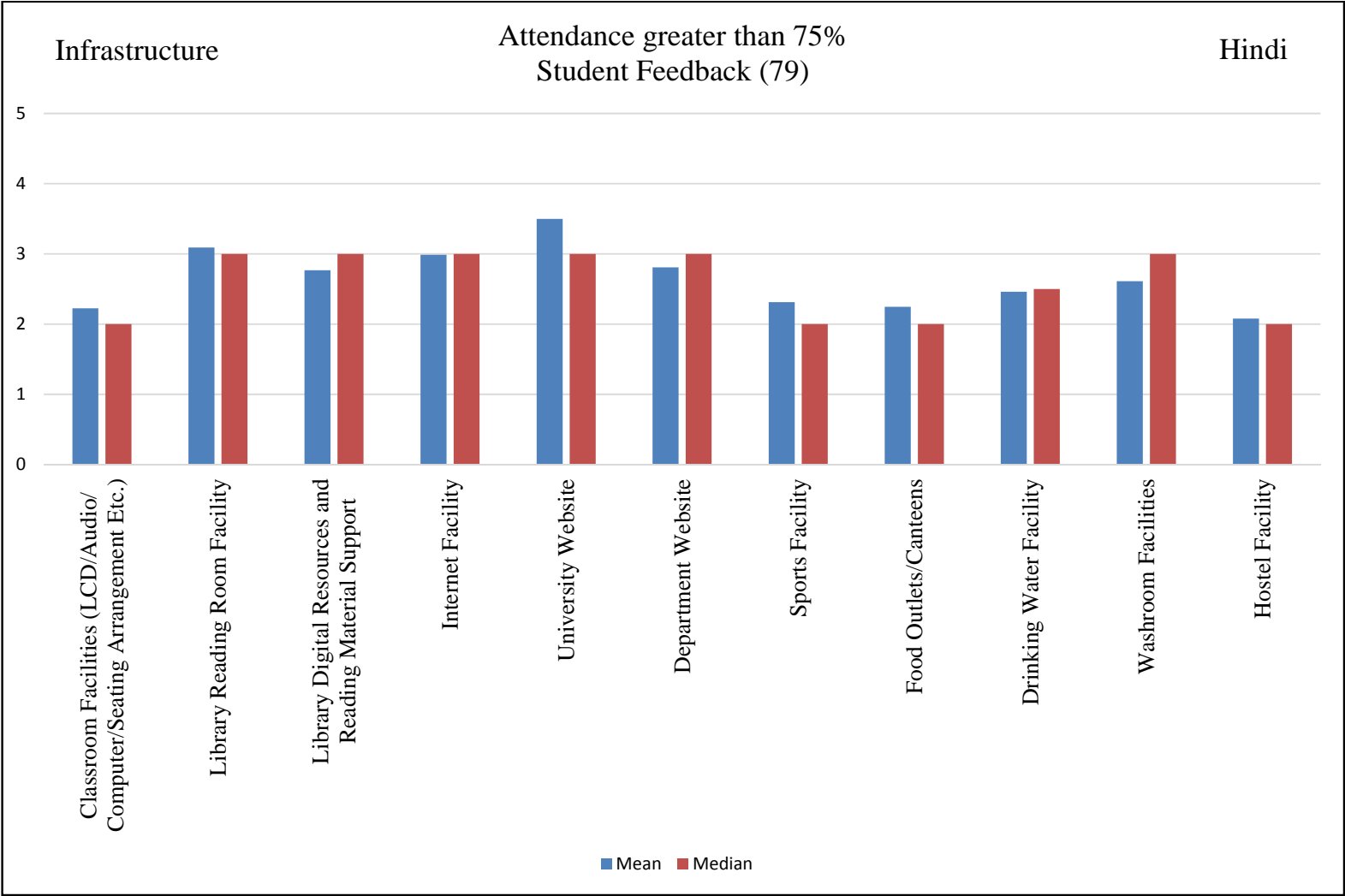
Academic Experience

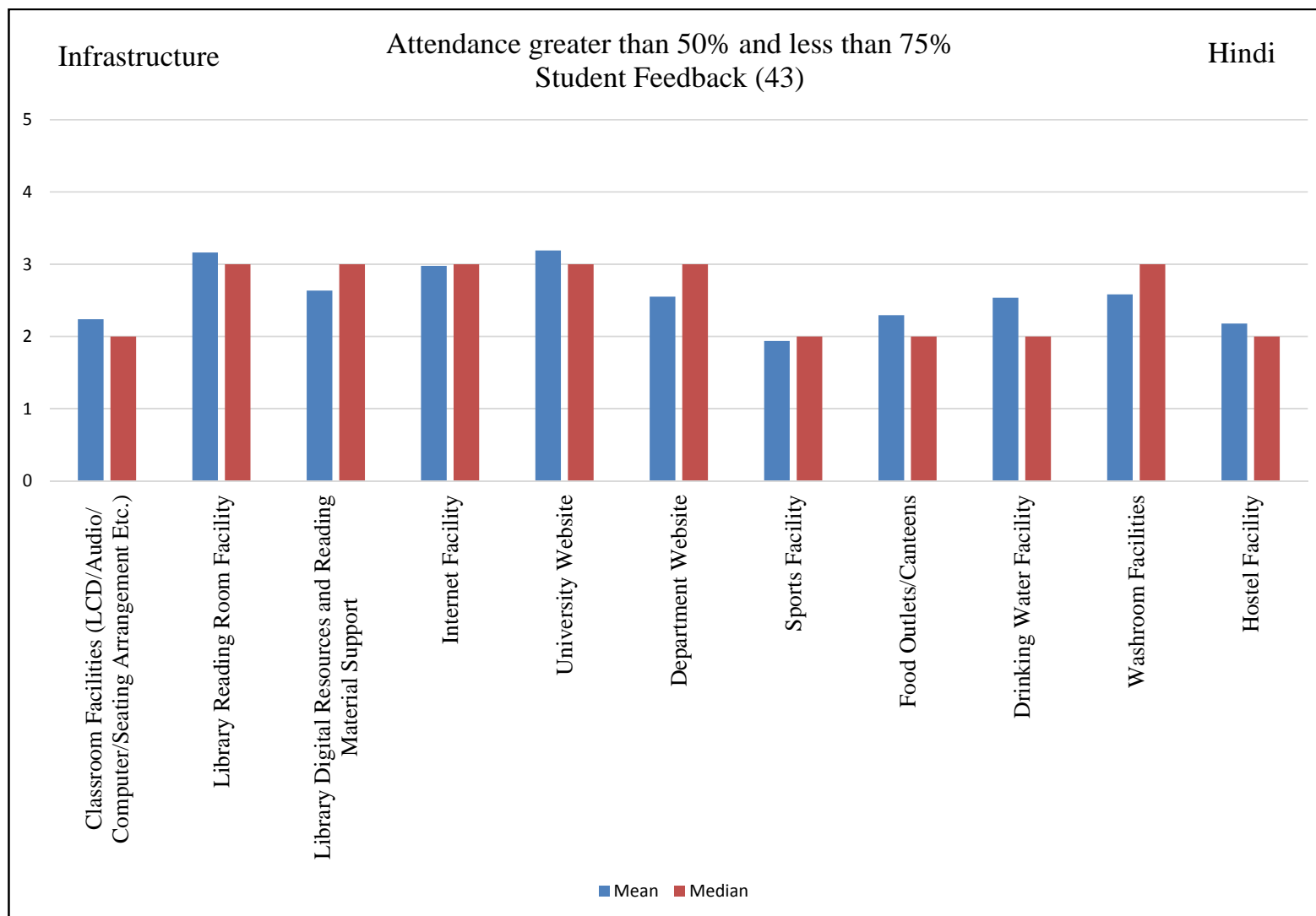


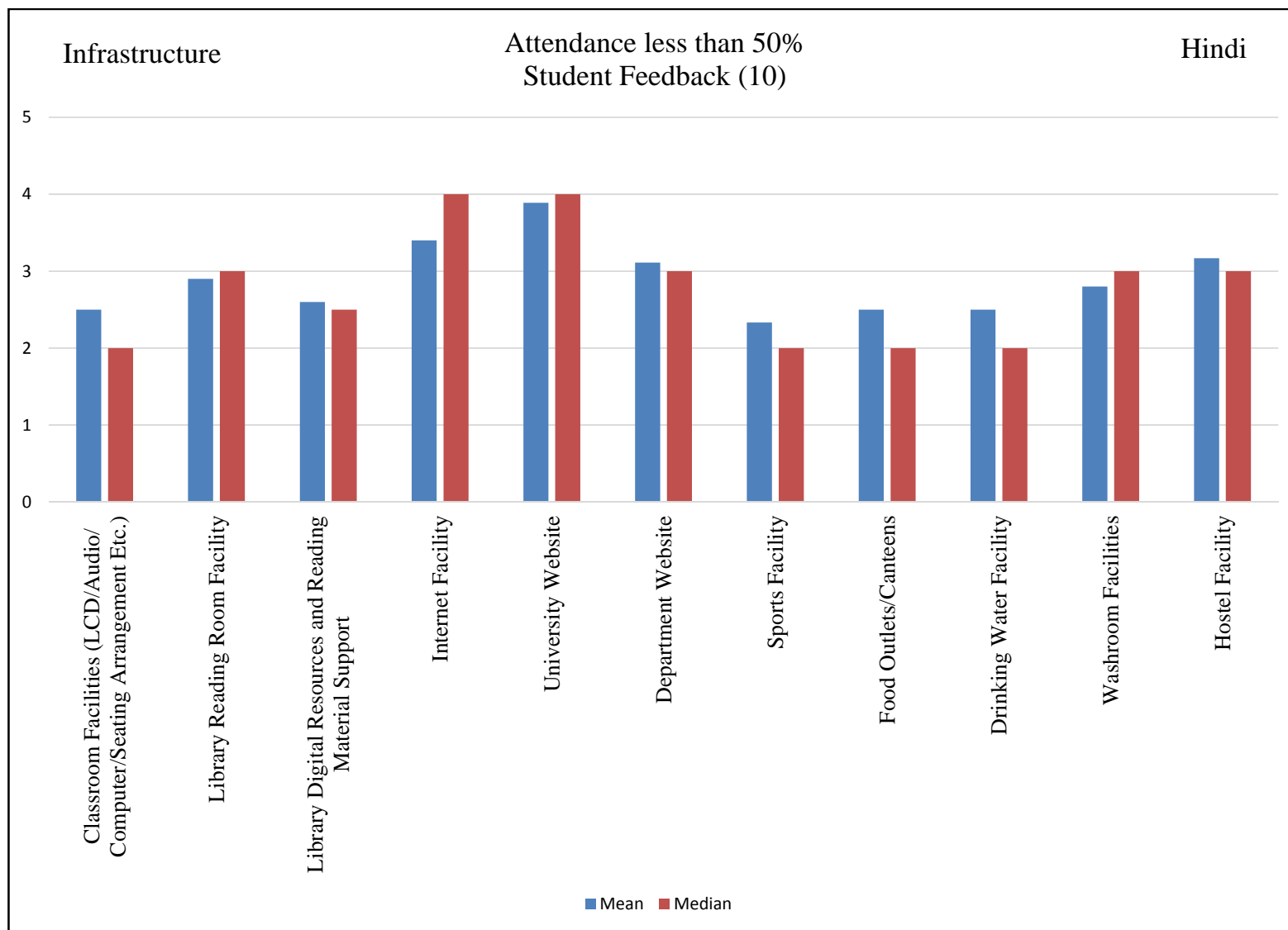




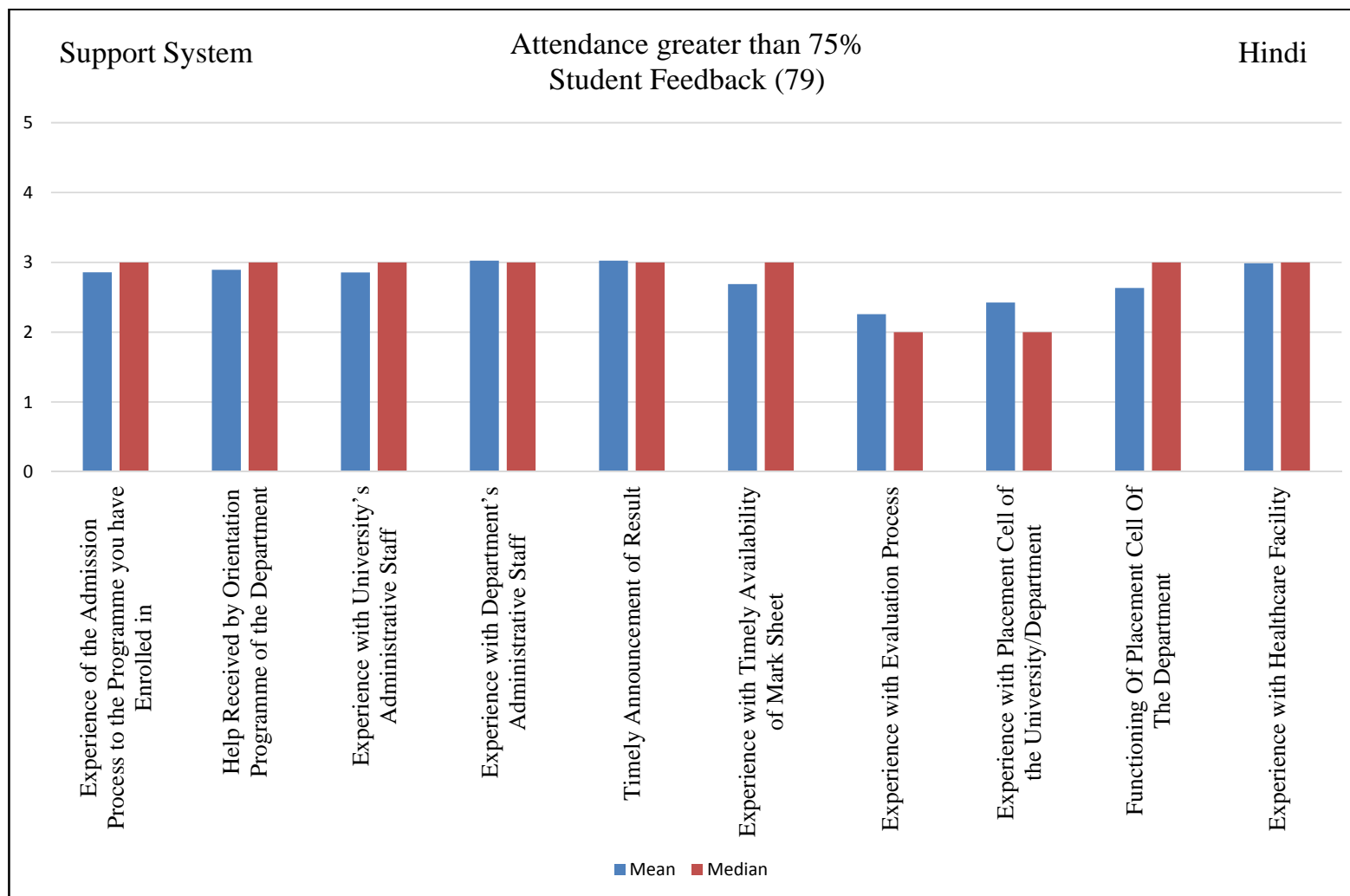
Infrastructure

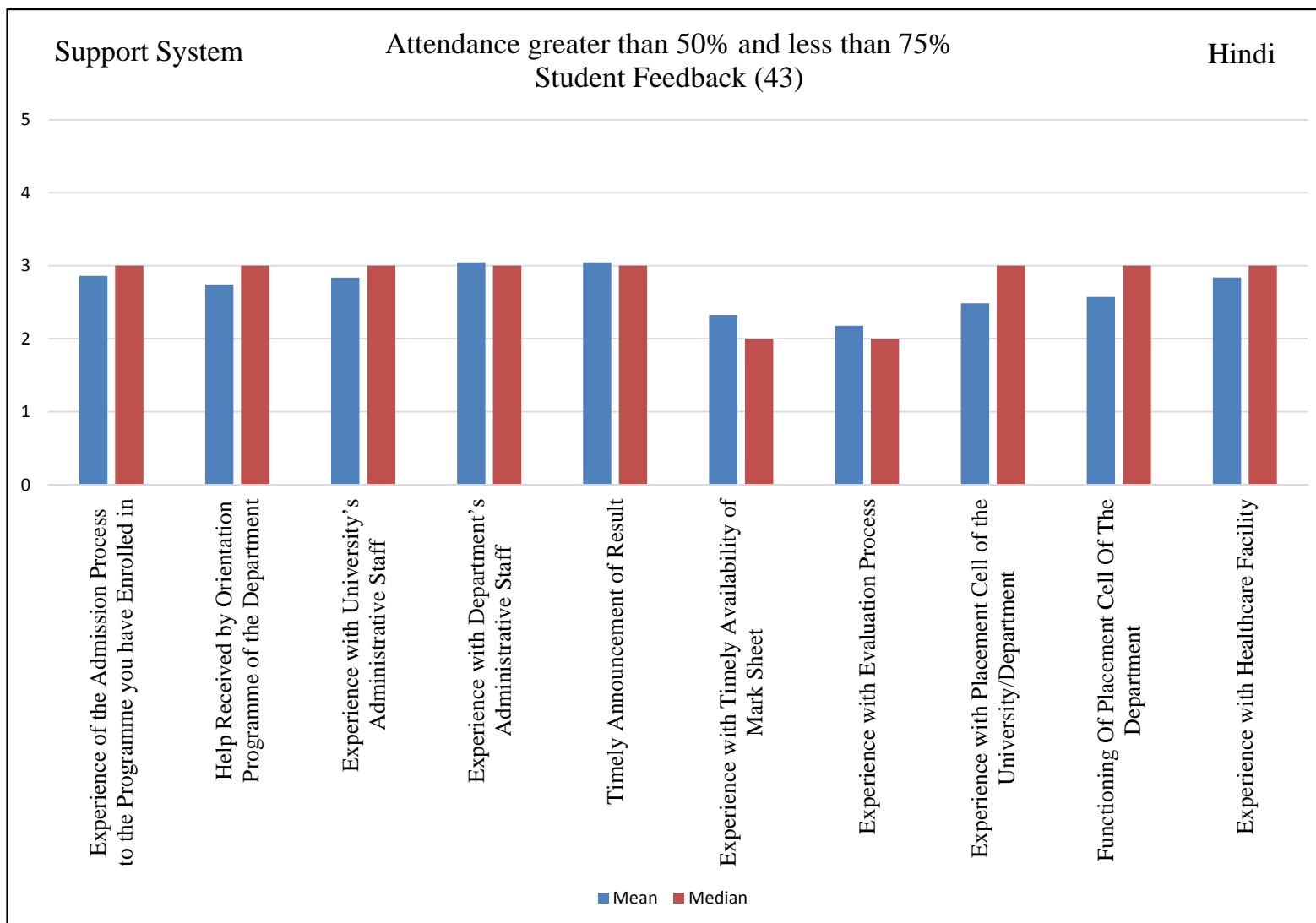


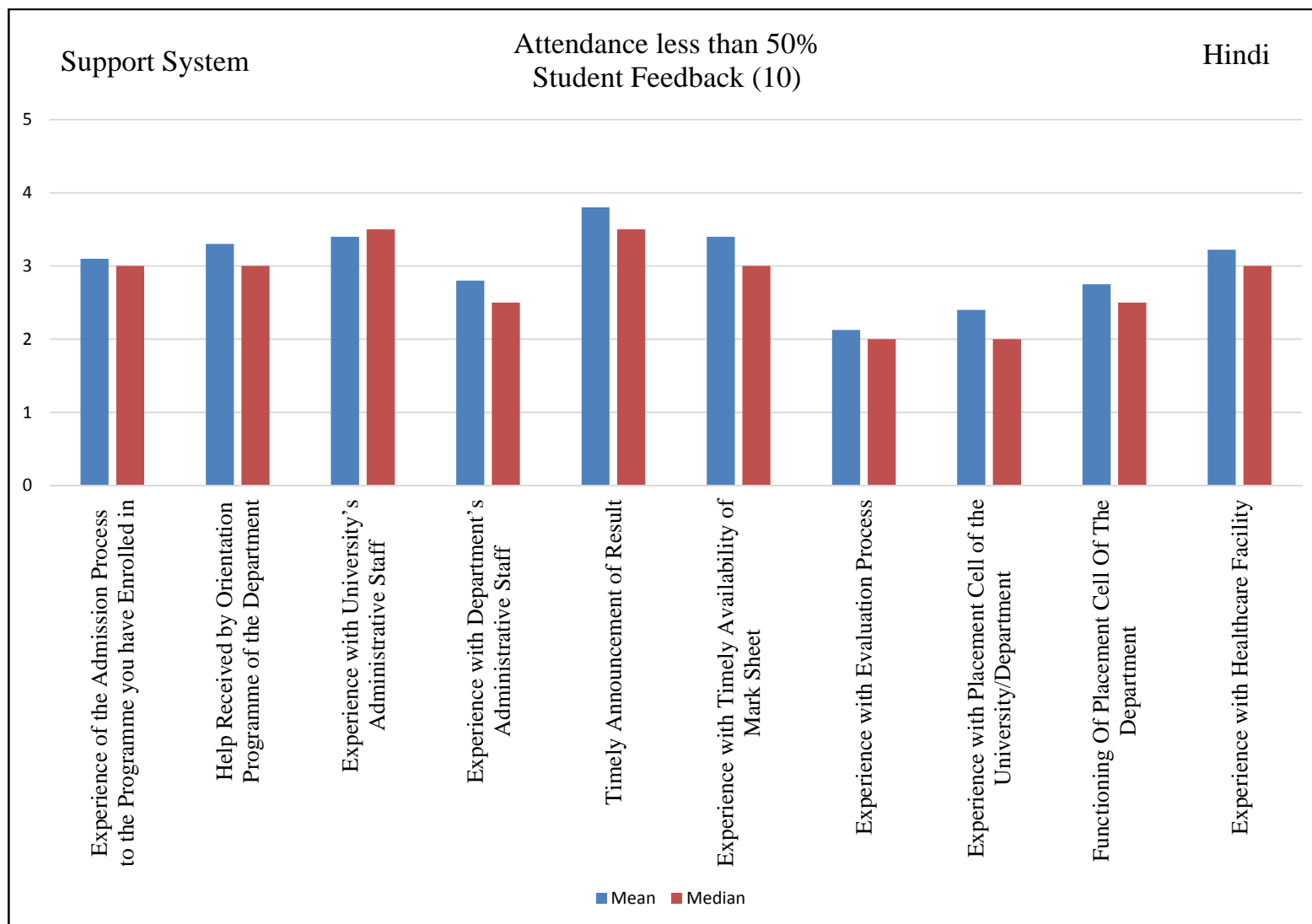




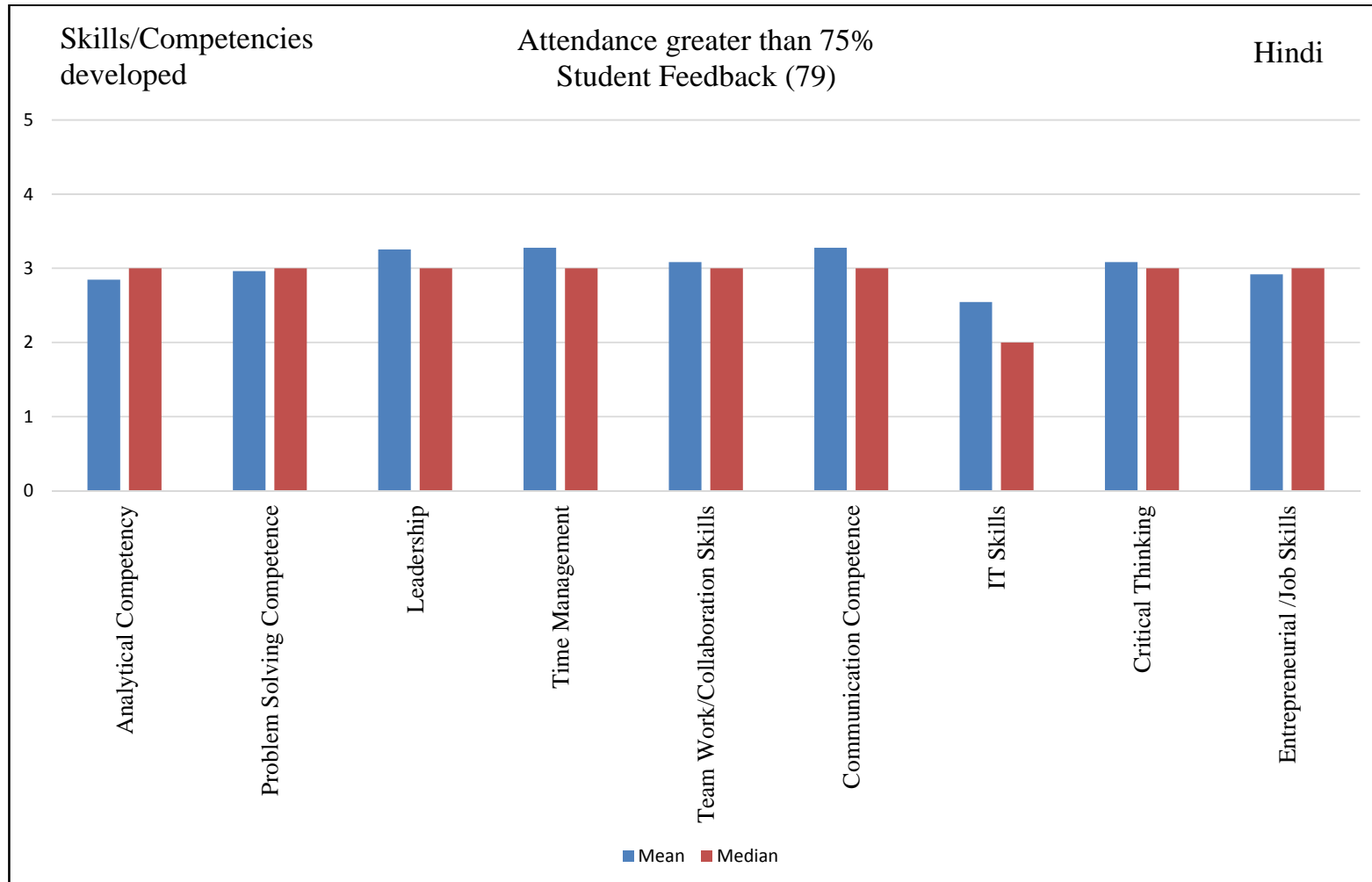
Support System

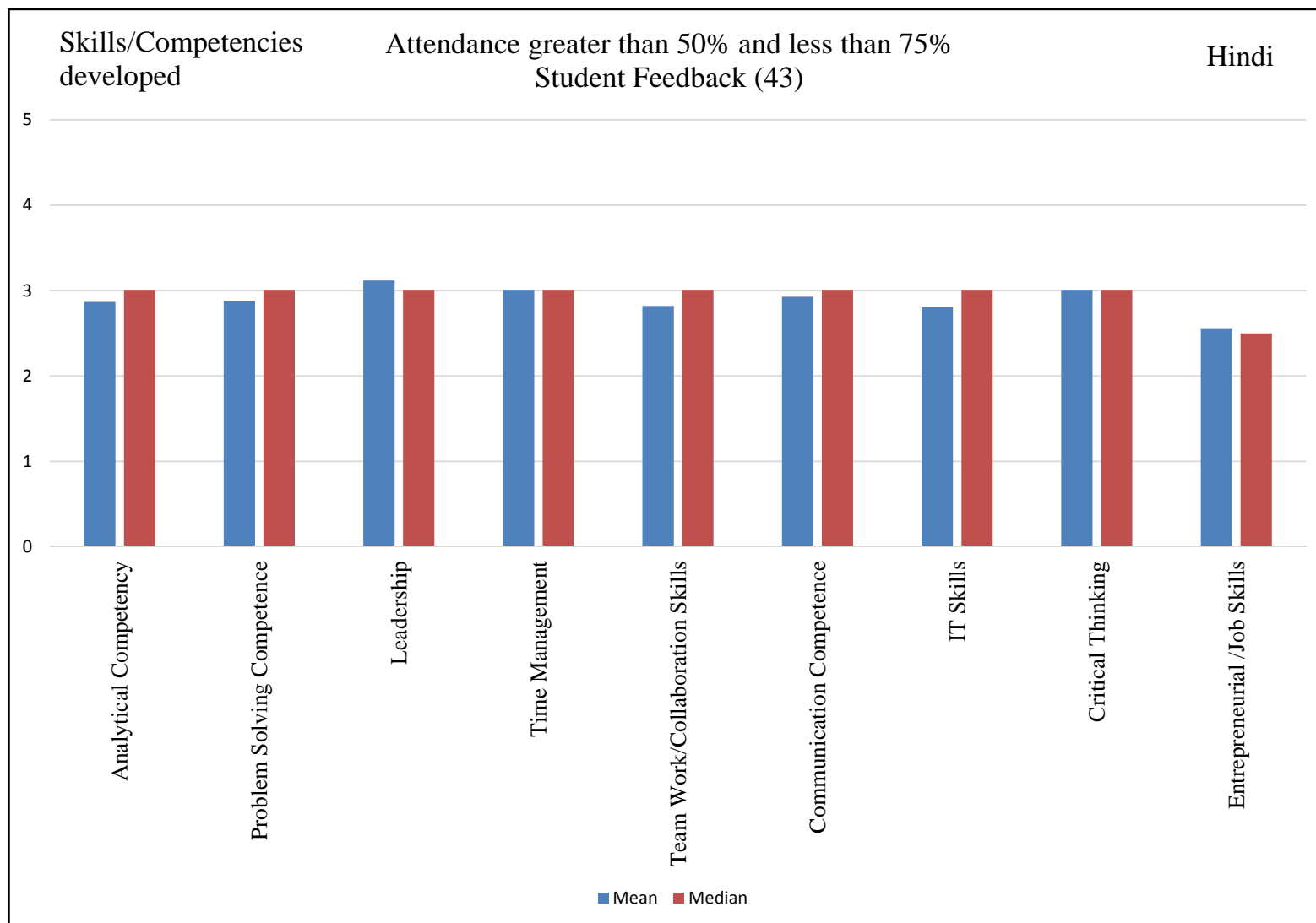


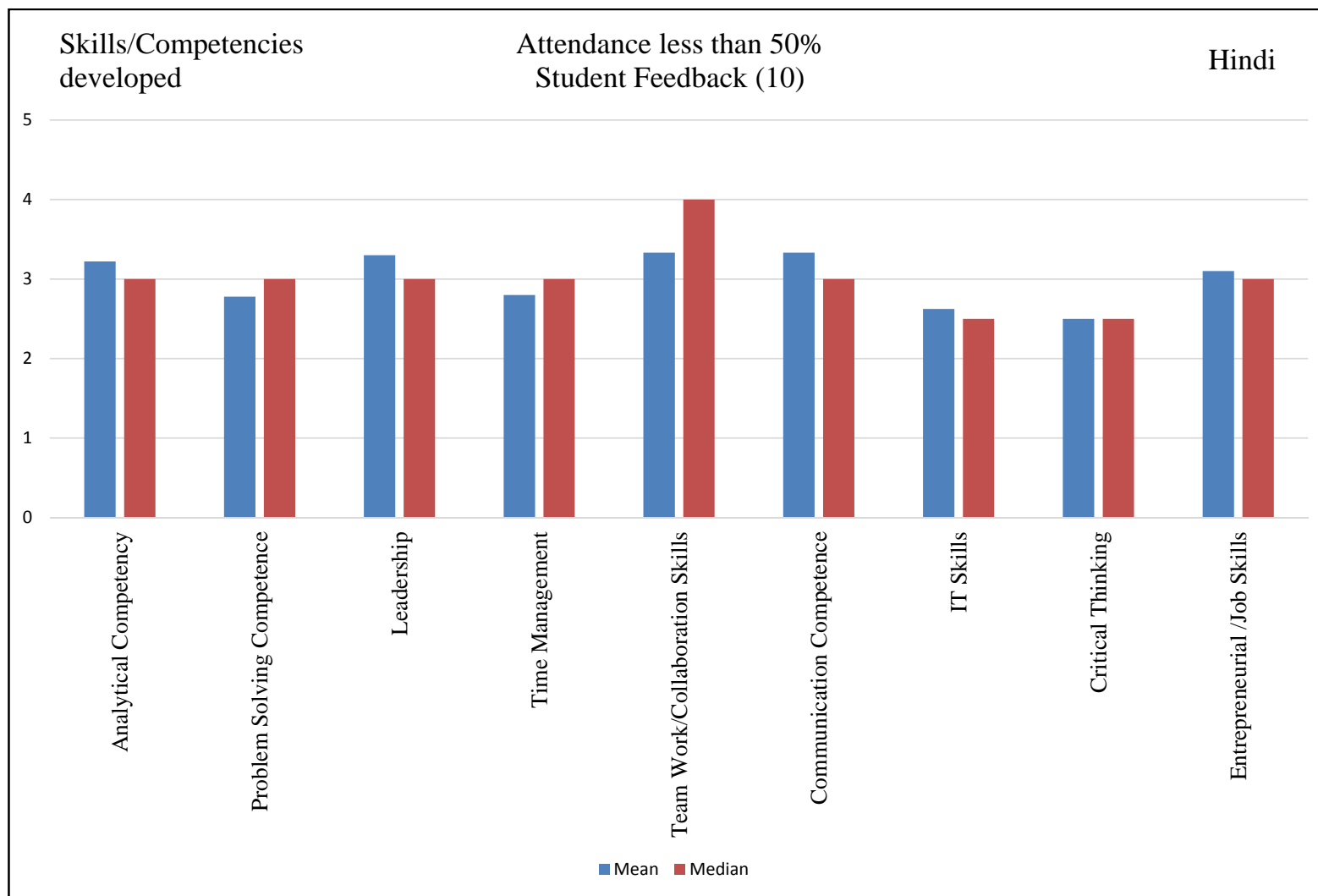




Skills/Competencies Developed during Course of Study







Student Feedback on “Would you recommend this university to others?”

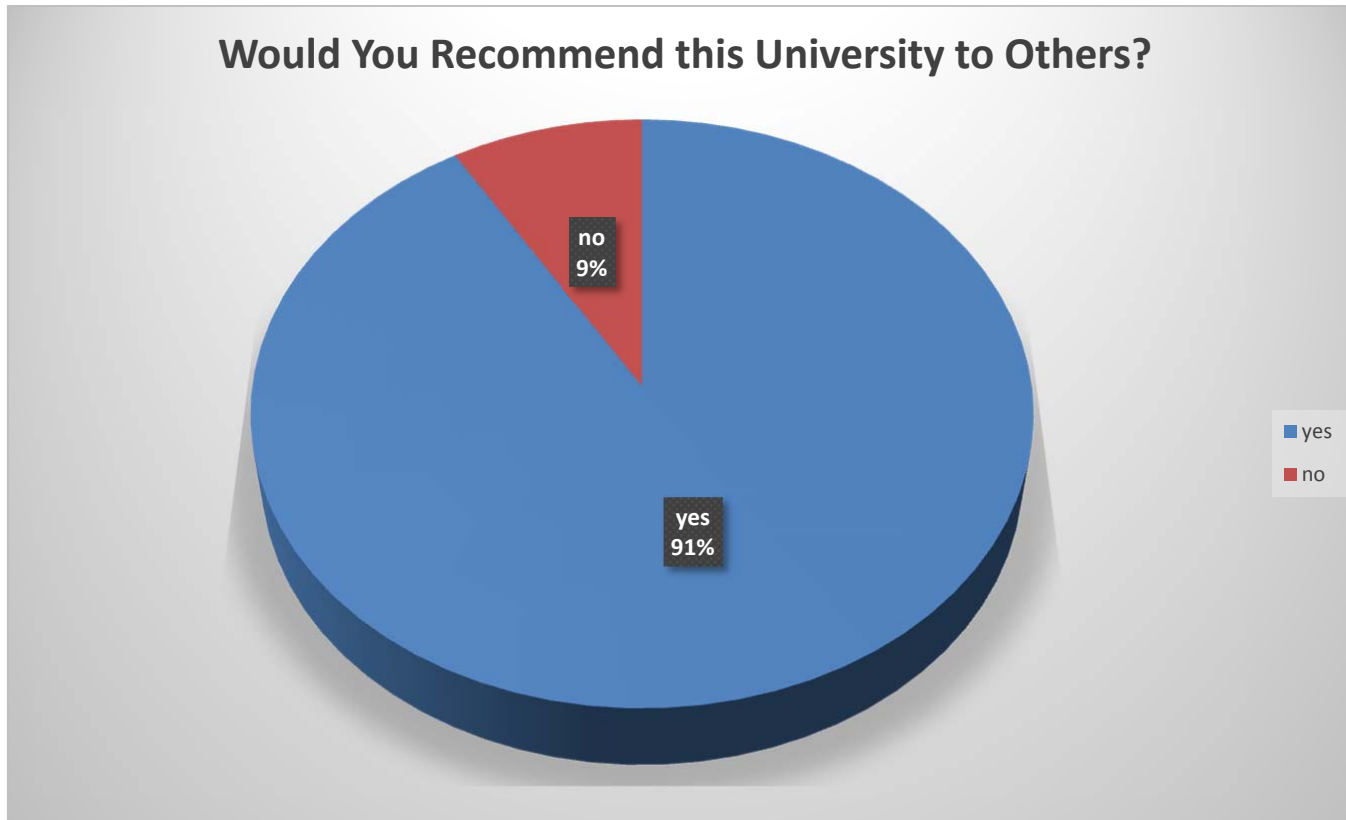


TABLE 1: Mean, Median, Standard Deviation, Minimum, Maximum Value for Each Question (N=138)

S.No	Category	Mean	Median	Standard Deviation	Minimum	Maximum
A.	Academic					
1	Content of Syllabi of the Courses	2.88	3	1.04	1	5
2	Extent of Syllabi Covered in the Class	2.37	2	1.01	1	5
3	Delivery of Syllabi in the Class	2.76	3	0.98	1	5
4	Use of Teaching Aids and ICT in the Class to Facilitate Teaching	2.33	2	1.03	1	5
5	Overall Experience with Internal Assessment (Quiz, Assignments, Presentations etc.)	2.61	3	1.20	1	5
6	Student Teacher Interaction	3.10	3	1.14	1	5
7	Integration of Theory and Practical in Classes (wherever applicable)	2.72	3	0.97	1	5
8	Stimulation for Innovative Thinking	2.80	3	1.00	1	5
9	Overall Learning Experience	3.16	3	1.07	1	5
10	Condition of Lab Equipment	2.42	2	1.16	1	5
11	Availability of Online Resources	2.57	3	1.20	1	5
12	Opportunities in the Department/ University for Research Activities	2.81	3	1.13	1	5
13	Opportunity to Participate in Seminar/ Workshop/ Conference/ Research Projects	3.15	3	1.07	1	5
14	Experience with Research Environment	2.72	3	1.17	1	5
15	Participation in Co-Academic And Cultural Events	2.75	3	1.26	1	5
	Overall	2.74				
B.	Infrastructure					
16	Classroom Facilities (LCD/Audio/ Computer/Seating Arrangement Etc.)	2.25	2	1.16	1	5
17	Library Reading Room Facility	3.10	3	1.10	1	5
18	Library Digital Resources and Reading Material Support	2.74	3	1.16	1	5
19	Internet Facility	3.03	3	1.23	1	5
20	University Website	3.42	3	1.04	1	5

S.No	Category	Mean	Median	Standard Deviation	Minimum	Maximum
21	Department Website	2.76	3	1.13	1	5
22	Sports Facility	2.22	2	1.12	1	5
23	Food Outlets/Canteens	2.29	2	1.09	1	5
24	Drinking Water Facility	2.50	2	1.09	1	5
25	Washroom Facilities	2.60	3	1.03	1	5
26	Hostel Facility	2.16	2	1.15	1	5
	Overall	2.64				
C.	Support System					
27	Experience of the Admission Process to the Programme you have Enrolled in	2.91	3	0.98	1	5
28	Help Received by Orientation Programme of the Department	2.92	3	1.04	1	5
29	Experience with University's Administrative Staff	2.93	3	1.08	1	5
30	Experience with Department's Administrative Staff	3.06	3	1.15	1	5
31	Timely Announcement of Result	3.12	3	1.08	1	5
32	Experience with Timely Availability of Mark Sheet	2.66	3	1.13	1	5
33	Experience with Evaluation Process	2.25	2	1.08	1	5
34	Experience with Placement Cell of the University/Department	2.40	2	1.14	1	5
35	Functioning Of Placement Cell Of The Department	2.64	3	1.18	1	5
36	Experience with Healthcare Facility	2.96	3	1.12	1	5
	Overall	2.79				
D.	Skills/Competencies Developed During Course of Study					
37	Analytical Competency	2.92	3	1.02	1	5
38	Problem Solving Competence	2.95	3	1.11	1	5
39	Leadership	3.23	3	1.13	1	5
40	Time Management	3.18	3	1.08	1	5
41	Team Work/Collaboration Skills	3.02	3	1.04	1	5
42	Communication Competence	3.19	3	1.06	1	5

S.No	Category	Mean	Median	Standard Deviation	Minimum	Maximum
43	IT Skills	2.66	3	1.20	1	5
44	Critical Thinking	3.04	3	1.20	1	5
45	Entrepreneurial /Job Skills	2.82	3	1.34	1	5
	Overall	3				
E.	Overall University Experience					
46	Your Overall Academic Experience	3.62	4	1.11	1	5

TABLE 2: Frequency Distribution in Levels (N=138)

S.No	Category	Below Average	Average	Good	Very Good	Excellent	Don't Know	Not Applicable
A.	Academic							
1	Content of Syllabi of the Courses	11	34	55	19	11	0	0
2	Extent of Syllabi Covered in the Class	29	45	44	11	4	0	0
3	Delivery of Syllabi in the Class	12	36	54	16	7	0	0
4	Use of Teaching Aids and ICT in the Class to Facilitate Teaching	34	32	41	15	1	1	0
5	Overall Experience with Internal Assessment (Quiz, Assignments, Presentations etc.)	28	32	41	16	11	0	0
6	Student Teacher Interaction	9	34	46	25	20	0	0
7	Integration of Theory and Practical in Classes (wherever applicable)	12	33	51	13	6	4	6
8	Stimulation for Innovative Thinking	11	39	49	21	7	1	0
9	Overall Learning Experience	8	25	56	26	18	0	0
10	Condition of Lab Equipment	24	39	25	10	8	6	15
11	Availability of Online Resources	27	31	37	14	10	4	4
12	Opportunities in the Department/ University for Research Activities	19	31	39	31	7	4	4
13	Opportunity to Participate in Seminar/ Workshop/ Conference/ Research Projects	7	32	39	39	13	1	2
14	Experience with Research Environment	20	32	38	19	10	8	7
15	Participation in Co-Academic And Cultural Events	25	27	37	19	14	2	6
B.	Infrastructure							
16	Classroom Facilities (LCD/Audio/ Computer/Seating Arrangement Etc.)	36	56	19	10	10	0	3
17	Library Reading Room Facility	12	23	57	27	17	0	0
18	Library Digital Resources and Reading Material Support	23	33	42	26	9	1	1

S.No	Category	Below Average	Average	Good	Very Good	Excellent	Don't Know	Not Applicable
19	Internet Facility	14	33	41	21	22	2	2
20	University Website	6	13	56	33	24	1	1
21	Department Website	20	31	44	23	9	2	4
22	Sports Facility	35	31	26	10	4	17	7
23	Food Outlets/Canteens	35	39	37	8	6	4	2
24	Drinking Water Facility	28	39	44	16	6	0	1
25	Washroom Facilities	22	38	49	21	4	1	1
26	Hostel Facility	32	26	18	8	4	23	17
C.	Support System							
27	Experience of the Admission Process to the Programme you have Enrolled in	8	39	53	27	8	1	0
28	Help Received by Orientation Programme of the Department	10	33	54	19	12	4	2
29	Experience with University's Administrative Staff	14	31	49	30	10	1	0
30	Experience with Department's Administrative Staff	13	29	47	29	17	1	0
31	Timely Announcement of Result	9	28	54	29	17	0	0
32	Experience with Timely Availability of Mark Sheet	22	39	45	18	10	0	2
33	Experience with Evaluation Process	36	37	32	11	4	9	1
34	Experience with Placement Cell of the University/Department	30	32	35	10	7	16	4
35	Functioning Of Placement Cell Of The Department	22	33	36	15	10	15	3
36	Experience with Healthcare Facility	12	30	44	23	13	9	3
D.	Skills/Competencies Developed During Course of Study							
37	Analytical Competency	9	31	57	15	12	2	1
38	Problem Solving Competence	14	28	54	22	14	0	1
39	Leadership	7	26	53	21	25	0	0
40	Time Management	10	24	47	38	15	0	0
41	Team Work/Collaboration Skills	10	25	53	26	11	1	0

S.No	Category	Below Average	Average	Good	Very Good	Excellent	Don't Know	Not Applicable
42	Communication Competence	6	27	51	28	18	0	0
43	IT Skills	23	32	37	16	11	8	2
44	Critical Thinking	13	30	40	23	19	0	0
45	Entrepreneurial /Job Skills	26	32	28	23	19	4	2
E.	Overall University Experience							
46	Your Overall Academic Experience	3	18	37	32	35	0	0

TABLE 3: Frequency Distribution in Percentage (N=138)

S.No	Category	Below Average	Average	Good	Very Good	Excellent	Don't Know	Not Applicable
A.	Academic							
1	Content of Syllabi of the Courses	8.46	26.15	42.31	14.62	8.46	0.00	0.00
2	Extent of Syllabi Covered in the Class	21.80	33.83	33.08	8.27	3.01	0.00	0.00
3	Delivery of Syllabi in the Class	9.60	28.80	43.20	12.80	5.60	0.00	0.00
4	Use of Teaching Aids and ICT in the Class to Facilitate Teaching	27.42	25.81	33.06	12.10	0.81	0.81	0.00
5	Overall Experience with Internal Assessment (Quiz, Assignments, Presentations etc.)	21.88	25.00	32.03	12.50	8.59	0.00	0.00
6	Student Teacher Interaction	6.72	25.37	34.33	18.66	14.93	0.00	0.00
7	Integration of Theory and Practical in Classes (wherever applicable)	9.60	26.40	40.80	10.40	4.80	3.20	4.80
8	Stimulation for Innovative Thinking	8.59	30.47	38.28	16.41	5.47	0.78	0.00
9	Overall Learning Experience	6.02	18.80	42.11	19.55	13.53	0.00	0.00
10	Condition of Lab Equipment	18.90	30.71	19.69	7.87	6.30	4.72	11.81
11	Availability of Online Resources	21.26	24.41	29.13	11.02	7.87	3.15	3.15
12	Opportunities in the Department/ University for Research Activities	14.07	22.96	28.89	22.96	5.19	2.96	2.96
13	Opportunity to Participate in Seminar/ Workshop/ Conference/ Research Projects	5.26	24.06	29.32	29.32	9.77	0.75	1.50
14	Experience with Research Environment	14.93	23.88	28.36	14.18	7.46	5.97	5.22
15	Participation in Co-Academic And Cultural Events	19.23	20.77	28.46	14.62	10.77	1.54	4.62
B.	Infrastructure							
16	Classroom Facilities (LCD/Audio/ Computer/Seating Arrangement Etc.)	26.87	41.79	14.18	7.46	7.46	0.00	2.24
17	Library Reading Room Facility	8.82	16.91	41.91	19.85	12.50	0.00	0.00
18	Library Digital Resources and Reading Material Support	17.04	24.44	31.11	19.26	6.67	0.74	0.74

S.No	Category	Below Average	Average	Good	Very Good	Excellent	Don't Know	Not Applicable
19	Internet Facility	10.37	24.44	30.37	15.56	16.30	1.48	1.48
20	University Website	4.48	9.70	41.79	24.63	17.91	0.75	0.75
21	Department Website	15.04	23.31	33.08	17.29	6.77	1.50	3.01
22	Sports Facility	26.92	23.85	20.00	7.69	3.08	13.08	5.38
23	Food Outlets/Canteens	26.72	29.77	28.24	6.11	4.58	3.05	1.53
24	Drinking Water Facility	20.90	29.10	32.84	11.94	4.48	0.00	0.75
25	Washroom Facilities	16.18	27.94	36.03	15.44	2.94	0.74	0.74
26	Hostel Facility	25.00	20.31	14.06	6.25	3.13	17.97	13.28
C.	Support System							
27	Experience of the Admission Process to the Programme you have Enrolled in	5.88	28.68	38.97	19.85	5.88	0.74	0.00
28	Help Received by Orientation Programme of the Department	7.46	24.63	40.30	14.18	8.96	2.99	1.49
29	Experience with University's Administrative Staff	10.37	22.96	36.30	22.22	7.41	0.74	0.00
30	Experience with Department's Administrative Staff	9.56	21.32	34.56	21.32	12.50	0.74	0.00
31	Timely Announcement of Result	6.57	20.44	39.42	21.17	12.41	0.00	0.00
32	Experience with Timely Availability of Mark Sheet	16.18	28.68	33.09	13.24	7.35	0.00	1.47
33	Experience with Evaluation Process	27.69	28.46	24.62	8.46	3.08	6.92	0.77
34	Experience with Placement Cell of the University/Department	22.39	23.88	26.12	7.46	5.22	11.94	2.99
35	Functioning Of Placement Cell Of The Department	16.42	24.63	26.87	11.19	7.46	11.19	2.24
36	Experience with Healthcare Facility	8.96	22.39	32.84	17.16	9.70	6.72	2.24
D.	Skills/ Competencies Developed During Course of Study							
37	Analytical Competency	7.09	24.41	44.88	11.81	9.45	1.57	0.79
38	Problem Solving Competence	10.53	21.05	40.60	16.54	10.53	0.00	0.75
39	Leadership	5.30	19.70	40.15	15.91	18.94	0.00	0.00
40	Time Management	7.46	17.91	35.07	28.36	11.19	0.00	0.00
41	Team Work/Collaboration Skills	7.94	19.84	42.06	20.63	8.73	0.79	0.00

S.No	Category	Below Average	Average	Good	Very Good	Excellent	Don't Know	Not Applicable
42	Communication Competence	4.62	20.77	39.23	21.54	13.85	0.00	0.00
43	IT Skills	17.83	24.81	28.68	12.40	8.53	6.20	1.55
44	Critical Thinking	10.40	24.00	32.00	18.40	15.20	0.00	0.00
45	Entrepreneurial /Job Skills	19.40	23.88	20.90	17.16	14.18	2.99	1.49
E.	Overall University Experience							
46	Your Overall Academic Experience	2.40	14.40	29.60	25.60	28.00	0.00	0.00